



Mount Pleasant Public Library

2021 Annual Report

Our Mission

The Mount Pleasant Public Library is a warm and welcoming center of discovery: through books, media and programming we connect people to ideas, and to each other, in order to enrich their lives and the overall life of the community.

REVIEW OF 2021

Although not as difficult as the previous year, 2021 was very challenging as the Pandemic continued to impact our lives and affect staffing levels, our ability to offer services and people's comfort levels with being indoors.

Our services in 2021 continued to be curtailed as a result of the Pandemic. In particular, the use of the building and in-house programming were severely limited.

Lending of materials increased as more people felt comfortable visiting the Library to browse and borrow books. The pattern we had seen before the pandemic — book loans steady, other materials (DVDs, Audiobooks on CD, Music CDs) declining — continued last year.

On the financial front we had another very solid year. Our expenses were within our projections, and we also received some sizeable donations to our Trust & Agency accounts.

LOOKING AHEAD TO 2022

There are two primary goals for 2022 - rebuilding services and developing a Master Plan for the Main Library and the Branch Library.

While the ongoing effect of the Pandemic will most likely continue to impact services and visits to the Library, our hope is that we can continue to rebuild our services.

We also are committed to developing a long-term vision for the Main Library and the Branch Library in the form of the Master Plan. The Main Library in particular has challenges. The presence of ACM (asbestos containing materials) limits our ability to refresh and upgrade the facility, and the existing layout (original to the 1965 design) is no longer consistent with contemporary public library use and demand.

STATISTICS - OVERVIEW

LENDING	
Main Library - Books	112,862
Main Library - A/V	23,226
Branch Library - Books	14,629
Branch Library - A/V	2,245
E-books	67,399

PROGRAMS	
YA Programs: Live Virtual Sessions	2
YA Programs: Live Virtual Attendance	28
Virtual Storytime: Sessions	42
Live Virtual Storytime: Attendance	381
Storytime: Sessions	128
Storytime: Attendance	3,055
Children's Programs: Live Virtual Sessions	42
Children's Programs: Live Virtual Attendance	454
Children's Program Sessions - Youtube	24
Children's Program Views - Youtube	181
Adults Library Sponsored: Live Virtual Sessions	39
Adults Library Sponsored: Live Virtual Attendance	737
Adults Library Sponsored Sessions - Youtube	4
Adults Library Sponsored Views - Youtube	43
Adults Community Sponsored: Sessions	61
Adults Community Sponsored: Attendance	434
Children's Programs: Sessions	2
Children's Programs: Attendance	23

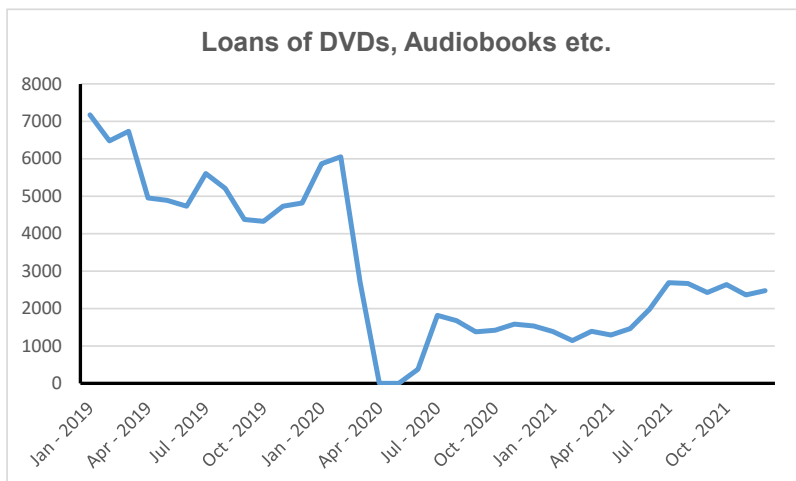
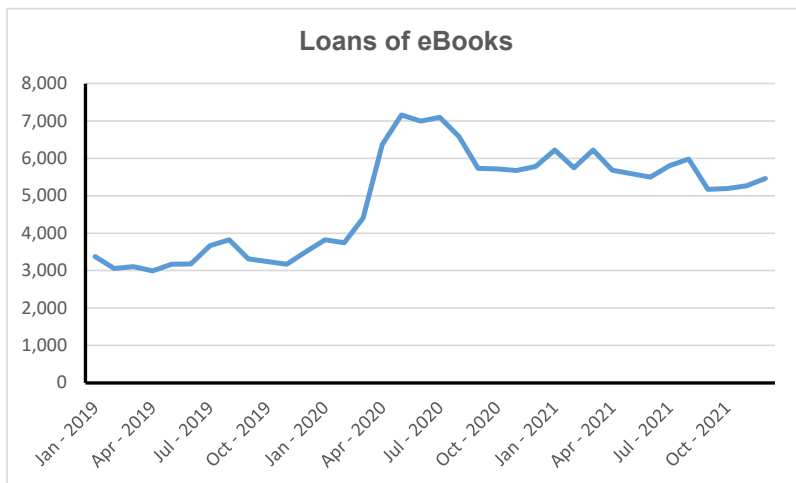
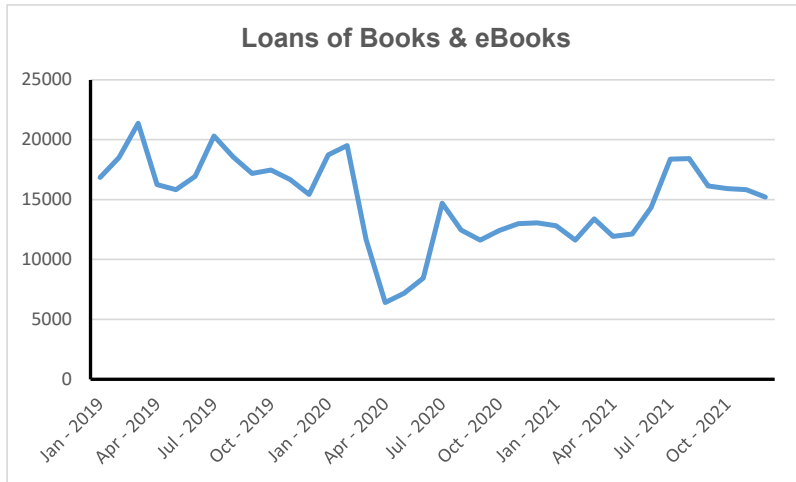
OTHER	
Museum Passes	376
Visitors: Main Library	32,255
Visitors: Branch Library	8,361
New Books & A/V Purchased	7,697

I.T. USAGE	
Public PCs - Main	854
Public PCs - Branch	122
Remote Printing - Main	178
Remote Printing - Branch	77
Wireless - Main Library	1,739
Wireless - Branch Library	454

DIGITAL MATERIALS USE	
Overdrive (& streaming videos)	59,467
Freeding	7
Cloud Library	3,207
Hoopla - books etc.	4,658
Hoopla - other	1,155
Acorn.tv views	1,547
Qello	44
Novelist (searches)	725
Recorded Books/Overdrive Magazines	5,071
NY Times (code redemptions)	1,790
Consumer Reports	8,208
Freegal - Downloads	3,698
Freegal - Streaming	20,203
Kanopy	3,433
Niche Academy	843

HOMEPAGE USAGE	
Sessions	89,219
Users	50,409
Pageviews	204,643
Bookletters	14,917

STATISTICS - BOOKS, E-BOOKS & A/V LENDING 2019-2021



FINANCE - 2021 EXPERIENCE

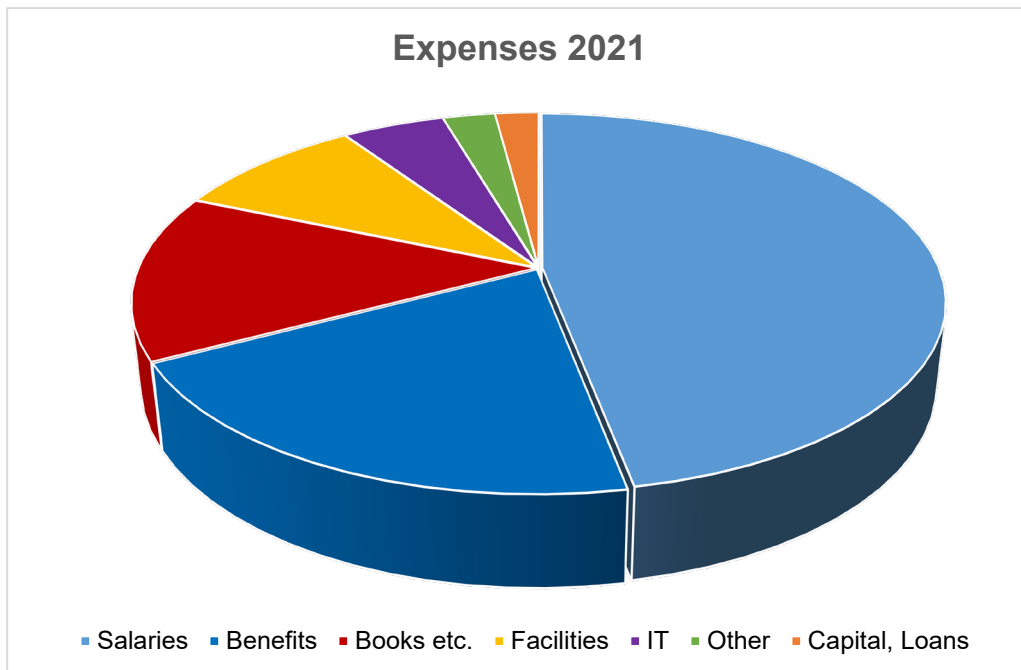
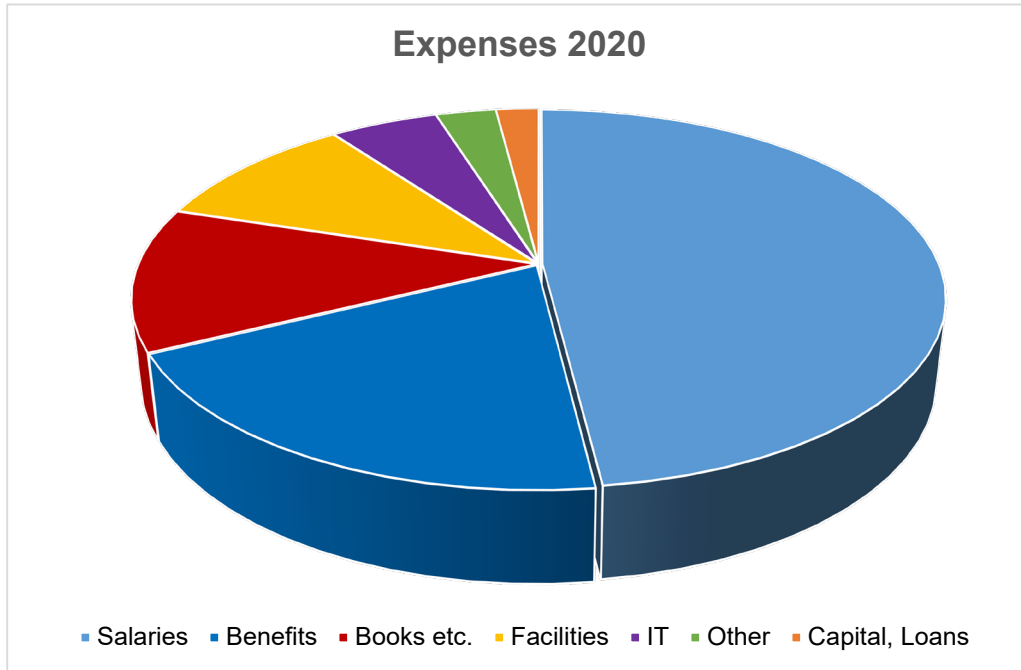
Revenues	Budget 2021	Actual 2021	Difference
Municipal Support	\$2,804,331	\$2,801,421	-\$2,910.00
Fund Balance	\$109,834	\$0	-\$109,834.00
State Aid	\$9,585	\$13,916	\$4,331.40
Interest	\$7,500	\$2,359	-\$5,141.37
Fines etc.	\$500	\$2,276	\$1,775.67
Misc. Revenues	\$0	\$8,390	\$8,389.89
Transfer from T&A	\$0	\$50,000	\$50,000.00
Total Revenues	\$2,931,750	\$2,878,362	-\$53,388.41

Budgeted and Actual Revenues, 2022

Expenses	Budget 2021	Actual 2021	Difference
Salaries	\$1,437,600	\$1,309,306	\$128,293.82
Benefits	\$637,150	\$534,135	\$103,180.47
Books, Programs etc.	\$290,750	\$333,863	-\$43,113.45
Facilities	\$248,250	\$275,061	-\$26,811.46
IT	\$138,500	\$139,779	-\$1,278.59
Capital, Loan Repayments	\$106,000	\$55,056	\$50,944.26
Other	\$73,500	\$77,785	-\$4,284.97
Total Expenses	\$2,931,750	\$2,724,986	\$206,930.08

Budgeted and Actual Expenses, 2021

FINANCE - 2020 AND 2021 BREAKDOWN OF EXPENSES



FINANCE - 2022 BUDGET

Revenues	Budget: 2021	Budget: 2022	Change: \$	Change: %
Charge to Fund Balance	\$109,834	\$99,051	(\$10,783)	-9.8%
Fines etc.	\$500	\$500	\$0	0.0%
Interest	\$7,500	\$1,750	(\$5,750)	-76.7%
Misc. Revenues	\$0	\$1,950	\$1,950	n/a
Municipalities	\$2,804,331	\$2,857,613	\$53,282	1.9%
State Aid	\$9,585	\$9,585	\$0	0.0%
Total	\$2,931,750	\$2,970,449	\$38,699	1.3%

2022 Budget: Revenues

Expenses	Budget: 2021	Budget: 2022	Change: \$	Change: %
Salaries	\$1,437,600	\$1,452,000	\$14,400	1.0%
Benefits	\$637,150	\$636,450	(\$700)	-0.1%
Books, Programs etc.	\$290,750	\$290,750	\$0	0.0%
Facilities	\$248,250	\$280,150	\$31,900	12.8%
IT	\$138,500	\$141,000	\$2,500	1.8%
Other	\$73,500	\$77,000	\$3,500	4.8%
Capital, Loan Repayments	\$106,000	\$93,100	(\$12,900)	-12.2%
Total	\$2,931,750	\$2,970,450	\$38,700	1.3%

2022 Budget: Expenses

FINANCE - TRUST & AGENCY RESERVES YEAR-END

Funds	Total
Restricted Purpose: Interest Only	\$70,999
Dakin Interest	\$861
Dakin Principal	\$10,000
Readers Digest Interest	\$5,375
Readers Digest Principal	\$46,834
Sheffield Interest	\$333
Sheffield Principal	\$2,020
Washburn Interest	\$576
Washburn Principal	\$5,000
Restricted Purpose: Principal Available	\$125,214
Brody Legacy	\$122,271
Gamertsfelder	\$943
Maguire	\$1,000
Pierce Memorial	\$1,000
Unrestricted Purpose: Principal Available	\$1,974,956
Frey Legacy	\$117,600
Friends of the MPPL	\$42
Odell, Virginia	\$1,824,233
Unrestricted Funds	\$33,082
Grand Total	\$2,171,169