

Mount Pleasant Public Library



2023

ANNUAL REPORT

RECONNECTING WITH EACH OTHER

Message from the President



Dear Friends, Neighbors and Patrons,

When I joined the Board of Trustees three years ago, we were focused on helping develop The Mount Pleasant Public Library as a cornerstone of the community. I never imagined that over the next three years, we would be continuously developing new plans to operate—first virtually, then hybrid, and then back in person. We are incredibly proud of how the library staff and the community came together during those years—creating and evolving our services, meeting the evolving community needs, and patronizing the library in all its iterations. We came out stronger than ever, with a renewed sense of purpose and mission in serving the multitude of needs across all of Mount Pleasant.

Our mission is still to be a community cornerstone—especially as our community grows and evolves. We aspire to be a place where anyone and everyone is welcome. Where a love of books and reading is nurtured among all ages and backgrounds. Where community programs and events can spark new passions and interests. Where our talented and dedicated library staff can help serve and inspire the members of our community, young and old. These are core to our values and vision for the library.

We are excited to share this year's progress with you and to give you a picture of how much was accomplished and where we are headed. On behalf of the entire Board of Trustees, I want to thank everyone for their support and continued patronage.

Julie Edwards
President, MPPL Board of Trustees

CIRCULATION

(Physical & Digital)

	2021	2022
Jan	14,190	19,389
Feb	12,752	18,499
Mar	14,775	20,564
Apr	13,212	18,957
May	13,582	18,567
Jun	16,314	20,064
Jul	21,061	22,429
Aug	21,089	24,027
Sep	18,559	20,251
Oct	18,566	19,777
Nov	18,188	20,195
Dec	17,685	20,063
Total	199,973	242,782

Total loans were up almost twenty-five percent in 2022 (242,782) over 2021 (199,973). A couple of trends are particularly noteworthy.

During the pandemic our lending of digital books jumped dramatically—monthly loans doubled during the peak months of the pandemic (from around 3,500 per month to 7,000 per month). While some of that increase has dropped off, the overall level continues to remain significantly higher than it was pre-pandemic (for 2022, the monthly average was just over 6,000).

We also continued to see stability in the overall lending of print books and a gradual decline in the borrowing of non-book physical materials (DVDs, music CDs, audiobooks on CD).

PROGRAMS

(In-person & Remote)

	2021	2022
Children's Sessions	238	539
Children's Attendance	4,094	12,598
YA Sessions	2	7
YA Attendance	28	67
Adult Sessions	43	57
Adult Attendance	780	648
Community Sessions	61	63
Community Attendance	434	616
Afterschool: Children	0	4,333

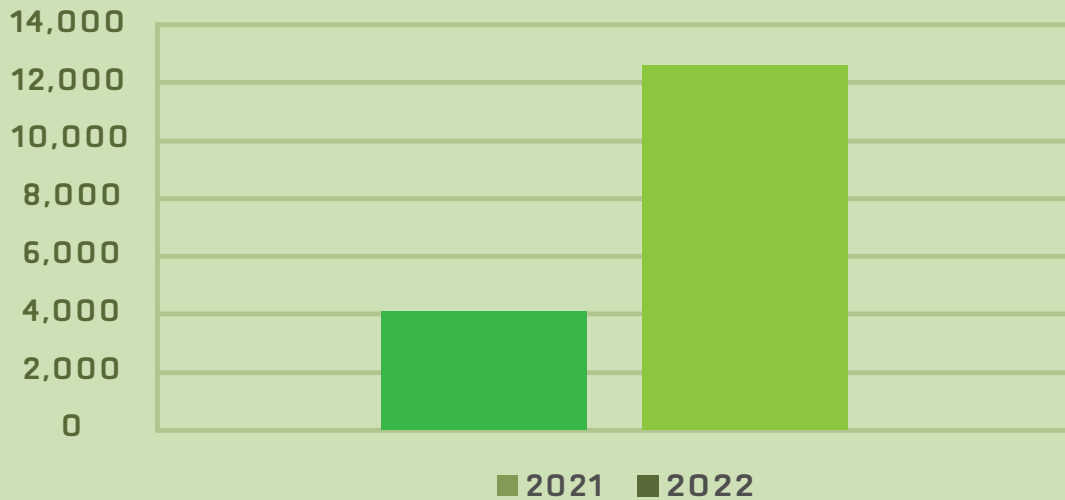
We had a wonderful year welcoming our community back to the Library and this is reflected in the programming numbers, particularly for our younger patrons.

We gradually brought back storytimes and other children's programs last year, and the success can be seen clearly in the numbers: they show a growth in attendance of more than 200%. In addition to that large growth, almost all of our programs were on-site and in-person, whereas in 2021 they were mostly remote.

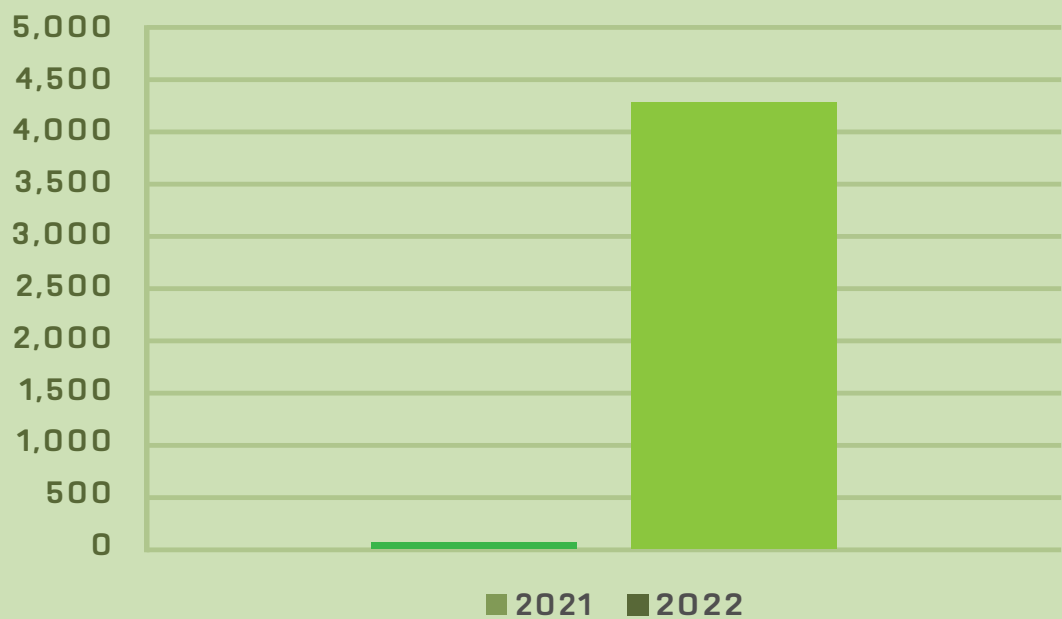
For adults, the post-pandemic transition is more challenging. We moved from exclusively online in 2021 to a blend of onsite and online in 2022, and that is something we will continue to experiment with in 2023.

PROGRAMS (continued)

CHILDREN'S PROGRAM ATTENDANCE



AFTERSCHOOL ATTENDANCE



VISITORS (2021 vs 2022)

Visitors: Main Library

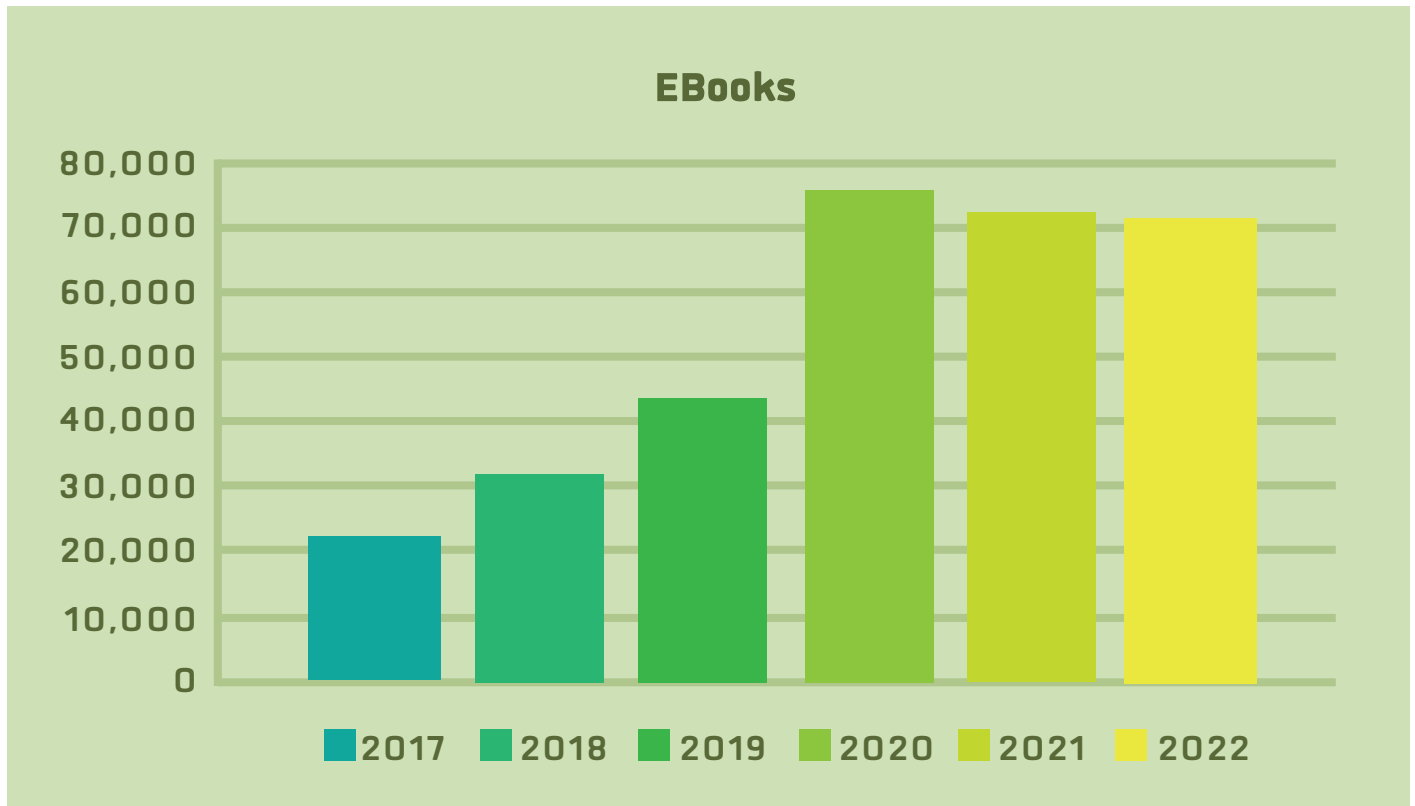


Visitors: Branch Library



The number of people who were able to visit our libraries was greatly restricted in 2021. Last year, as we were able to move back to a normal operating environment, we saw a significant growth in the number of visitors. At the Main Library attendance was up by almost 150% and overall attendance at both of our locations was up 132% (there was a total of 94,158 visitors).

MATERIALS HIGHLIGHT: E-Books Remain Popular



It was no surprise that eBooks become more popular during the pandemic, but it is a little surprising that they have continued at the level of popularity. Obviously people who tried them out for the first time enjoyed the experience!

Our eBooks come in two varieties—those that can be read and those that can be listened to. The main difference between the two for us is that while the former (eBooks that can be read) will continue to be offered in conjunction with physical books, the latter (E-audio-books) will probably become our sole offering in this area as we see the appeal of CD Audio-books diminish.

We work with a number of vendors in this area, the two most popular are Libby (aka Overdrive) and Hoopla.

DID YOU KNOW?

The Library was founded in 1895 as the Pleasantville Library Association

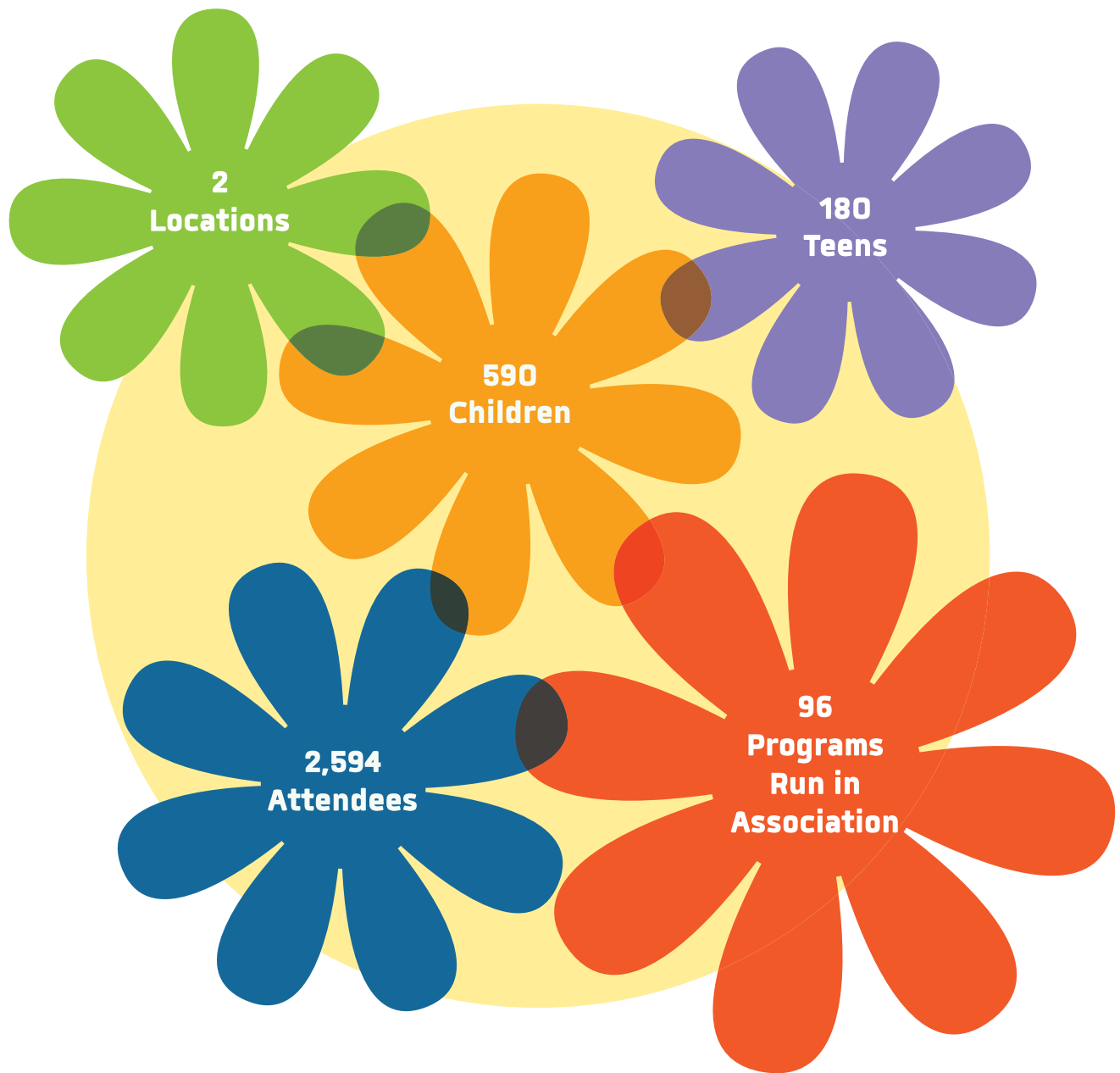
Our original charter was signed by Melville Dewey,
the inventor of the Dewey Decimal System

So far, the Library has seen one Great Depression, one Great Recession,
two world wars and two global pandemics

We are the only joint municipal library in the history of New York State

There are currently 16,248 cardholders in our community: two-thirds live in
the Town of Mount Pleasant and one-third live in the Village of Pleasantville

SUMMER READING




We had a wonderful experience last summer as we welcomed children and teens back to the Library and helped them connect with great books. This popular annual 8-week program drew more than 2,500 people to the Library for books and events. We look forward to building on this success in 2023.

MASTER PLAN

We love our Main Library. It is a wonderful building and has served several generations of our community very well. However, it has some challenges that we need to address.

The layout of the Library reflects the demands on a public library in the 1960's. Times have changed! In particular, today there is a much greater priority on services to children and teens, a higher demand for programming and meeting rooms, and libraries have become more of a community hub, which can lead to issues with noise.



PROPOSED: ADD PERGOLA, DECK, GREEN SPACE, and AMPHITHEATER

The vision represented by the Master Plan (developed by HMA2 Architects) addresses these concerns, and more. It creates a beautiful vision that we believe would be a wonderful resource for our community. Our goal is to work with our partners at the Town of Mount Pleasant and Village of Pleasantville to realize this vision in the near future.

We have concerns that some of the materials throughout the building contain enclosed ACM (asbestos containing materials). We have an operations plan in place to manage this, but the presence of the ACM makes it difficult for us to maintain the building to the level we aspire to. We expect that as we implement the Master Plan we will be able to address our concern about the enclosed ACM.

2022 FINANCES

2022 Revenues	Original Budget	Adjustments	Revised Budget	Actual Revenues	Difference
Fines, etc.	\$500	\$0	\$500	\$3,085	\$2,585
Fund Balance	\$99,051	\$177,065	\$276,116	\$0	(\$276,116)
Gift Funds	\$0	\$95,500	\$95,500	\$95,500	\$0
Interest	\$1,750	\$0	\$1,750	\$10,571	\$8,821
Misc. Revenues	\$1,950	\$0	\$1,950	\$1,886	(\$64)
Municipal Support	\$2,857,614	\$0	2,857,614	\$2,857,614	\$0
State Aid	\$9,585	\$0	\$9,585	\$12,813	\$3,228
TOTAL	\$2,970,450	\$272,565	\$3,243,015	\$2,981,469	(\$261,546)
2022 Expenses	Original Budget	Adjustments	Revised Budget	Actual Expenses	Difference
Benefits	\$636,450	\$0	\$636,450	\$533,130	\$103,320
Books, Programs, etc.	\$290,750	\$0	\$290,750	\$267,755	\$22,995
Capital, Loan Repayments	\$93,100	\$294,463	\$387,563	\$352,788	\$34,775
Facilities	\$280,150	\$0	\$280,150	\$241,592	\$38,558
IT	\$141,000	(\$20,998)	\$120,002	\$110,733	\$9,269
Other	\$77,000	(\$900)	\$76,100	\$75,062	\$1,038
Salaries	\$1,452,000	\$0	\$1,452,000	\$1,351,022	\$100,978
TOTAL	\$2,970,450	\$272,565	\$3,243,015	\$2,932,082	\$310,933


The most significant expenses in 2022 were on capital projects: The first phase of the drainage project cost the Library \$181,000 and the Master Plan cost the Library \$102,000. Expenditures on salaries and benefits were less than expected due to staffing changes. Apart from that, expenditures were as anticipated and consistent with the Library's financial goals.

2023 BUDGET

2023 Budget Revenues	2022: Budget	2023: Budget	\$ Change	% Change
Fines, etc.	\$500	\$1,000	\$500	n/a
Fund Balance	\$99,051	\$65,539	(\$33,512)	(33.83%)
Gift Funds	\$0	\$0	\$0	n/a
Interest	\$1,750	\$1,750	\$0	0%
Misc. Revenues	\$1,950	\$2,350	\$400	20.51%
Municipal Support	\$2,857,614	\$2,912,621	\$55,007	1.92%
State Aid	\$9,585	\$9,585	\$0	0.00%
TOTAL	\$2,970,450	\$2,992,845	\$22,395	0.75%
2023 Budget Expenses	2022: Budget	2023: Budget	\$ Change	% Change
Benefits	\$636,450	\$619,345	(\$17,105)	(2.69%)
Books, Programs, etc.	\$290,750	\$293,250	\$2,500	5.71%
Capital, Loan Repayments	\$93,100	\$182,600	\$89,500	96.13%
Facilities	\$280,150	\$296,150	\$16,000	20.51%
IT	\$141,000	\$103,500	(\$37,500)	(26.60%)
Other	\$77,000	\$80,500	\$3,500	4.55%
Salaries	\$1,452,000	\$1,417,500	(\$34,500)	(2.38%)
TOTAL	\$2,970,450	\$2,992,845	\$22,395	75%

The Library's 2023 budget keeps the funding request from the Town and Village below the tax cap of 2%. The key goals driving this budget are consistent with the goals driving recent budgets: keeping funding requests as low as possible while protecting hours of services (so that MPPL remains among the top five libraries in the county inaccessibility), supporting a strong staff to ensure high levels of service, committing to investing in library materials (our goal is to keep the Library among the top five libraries in the county in spending on books, audiobooks, films etc.) and supporting adequate investment in the Library's facilities.

LONG-RANGE PLAN OF SERVICE



Our long-range plan of service details goals across multiple areas for 2023. This plan can be found on our website. Highlights include:

- Work with the Town Engineer to develop a phased plan of implementation for the Library's Master Plan.
- Protect the integrity of the building by completing the drainage project, improve the landscaping on the Romer Avenue side of the building and plant new trees.
- Improve the virtual connection to the Library with a new homepage and the upgrading of the online catalog to include mapping software (to help patrons locate materials in the stacks) and the integration of digital materials and physical contact into a single catalog.
- Enhance the user experience by adjusting the size of the collection at the Main Library and customizing the collection to contemporary community needs.

2022 QUICK FACTS

